

Fr. Chopin

Op. 25 No 5

Erste Bearbeitung

First Version

Première Version

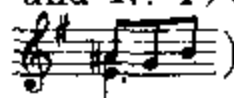
Leopold Godowsky


Allegro, ma non troppo (♩ = 144 - 160)

p dolentemente

Lead * Lead * Lead * Lead * Lead * Lead * *simile*

Ossia:

Die folgenden *Variationen* sollen die *Fingertechnik* fördern. Die rechte Hand spielt den oberen Fingersatz, die linke den unteren eine Oktave tiefer. — Var. No 5 kann auch mit Akkorden (wie No 2 und No 4) oder in Triolen (wie No 3 ) geübt werden.

The following variations are *technically useful*. In all the five variations the left hand takes the lower fingering and plays one octave lower. The 5th variation can be practised with chords (like the 2nd and 4th variation) and in triplets (like the 3rd variation )

Les variantes ci-après sont d'une grande utilité pour les doigts. La main droite prend le doigté supérieur et la gauche celui d'en bas (une octave inférieure). La 5^{me} var. peut être exécutée avec des accords (comme les var. 2 et 4) ou en triolets (comme la 3^{me} var).

1. etc. 2. *simile* etc.

3. 4. etc. etc.

5. etc.

First system of musical notation, consisting of two staves. The upper staff is in treble clef and the lower in bass clef. The key signature has one sharp (F#). The system contains several measures of music with various note values and rests. A fermata is placed over the final measure of the upper staff. The system concludes with a double bar line and the numbers '4' and '3' below the bass staff.

Second system of musical notation, consisting of two staves. The upper staff is in treble clef and the lower in bass clef. The key signature has one sharp (F#). The system contains several measures of music with various note values and rests. A fermata is placed over the final measure of the upper staff. The system concludes with a double bar line and the numbers '4' and '3' below the bass staff.

Third system of musical notation, consisting of two staves. The upper staff is in treble clef and the lower in bass clef. The key signature has one sharp (F#). The system contains several measures of music with various note values and rests. A fermata is placed over the final measure of the upper staff. The system concludes with a double bar line and the numbers '4' and '3' below the bass staff.

Fourth system of musical notation, consisting of two staves. The upper staff is in treble clef and the lower in bass clef. The key signature has one sharp (F#). The system contains several measures of music with various note values and rests. A fermata is placed over the final measure of the upper staff. The system concludes with a double bar line and the numbers '4' and '3' below the bass staff.

Fifth system of musical notation, consisting of two staves. The upper staff is in treble clef and the lower in bass clef. The key signature has one sharp (F#). The system contains several measures of music with various note values and rests. A fermata is placed over the final measure of the upper staff. The system concludes with a double bar line and the numbers '4' and '3' below the bass staff.

p grazioso

led

led

led

led

led

led

led

led

led

led

led

led

led

led

led

led


The first system of music consists of two staves. The upper staff is in treble clef and contains several chords, with a fermata over the final chord. The lower staff is in bass clef and contains a melodic line with fingerings 3, 2, 4, 3, 3, 2, 1, 2, 1, 2. There are asterisks and the word 'Led.' below the bass staff.

The second system continues the piece. The upper staff has a melodic line with fingerings 5, 2, 4, 1, 3, 2, 5, 4. The lower staff has a melodic line with fingerings 1, 2, 3, 4, 5, 4, 3, 2, 1, 2, 3, 4, 5, 4, 3, 2, 1. The instruction *p con sentimento* is written above the lower staff. There are asterisks and the word 'Led.' below the bass staff.


The third system features more complex fingering. The upper staff has fingerings 2, 5, 4, 1, 3, 1, 2, 5, 4, 4. The lower staff has fingerings 1, 2, 3, 4, 5, 4, 3, 2, 1, 2, 3, 4, 5, 4, 3, 2, 1. There are asterisks and the word 'Led.' below the bass staff.

The fourth system includes the instruction *simile*. The upper staff has fingerings 3, 1, 1, 5, 3, 4, 1, 2, 5, 4, 3, 2, 1. The lower staff has fingerings 1, 2, 3, 4, 5, 4, 3, 2, 1, 2, 3, 4, 5, 4, 3, 2, 1. There are asterisks and the word 'Led.' below the bass staff.


The fifth system includes the instruction *rit.*. The upper staff has fingerings 5, 4, 2, 3, 1, 2, 1, 1. The lower staff has fingerings 1, 2, 3, 4, 5, 4, 3, 2, 1, 2, 3, 4, 5, 4, 3, 2, 1. There are asterisks and the word 'Led.' below the bass staff.




System 1 of the musical score, consisting of two staves. The upper staff is in treble clef and the lower staff is in bass clef. Both staves contain complex melodic lines with numerous slurs and fingerings. The key signature is one sharp (F#). The system concludes with the word *Lea* and a series of asterisks: *Lea * Lea * Lea * Lea * * Lea * Lea * Lea * Lea **.



System 2 of the musical score, consisting of two staves. The upper staff is in treble clef and the lower staff is in bass clef. The system includes a dynamic marking of *f* (forte). The music features intricate melodic patterns with many slurs and fingerings. The system concludes with the word *Lea* and asterisks: *Lea * Lea * Lea * Lea * Lea **.



System 3 of the musical score, consisting of two staves. The upper staff is in treble clef and the lower staff is in bass clef. A dynamic marking of *più f* (piano più forte) is present. The system concludes with the word *Lea* and asterisks: *Lea * Lea * Lea * Lea **.



System 4 of the musical score, consisting of two staves. The upper staff is in treble clef and the lower staff is in bass clef. The system concludes with the word *Lea* and asterisks: *Lea * Lea * Lea * Lea **.

System 1: Treble and Bass staves. Treble clef contains a melodic line with slurs and accents. Bass clef contains a rhythmic accompaniment with slurs and accents. Dynamics include *ff*. Fingerings are indicated with numbers 1-5. A dotted line spans the first two measures. A *Viv.* marking is present in the second measure. A *Lead* marking with an asterisk is below the first measure.

System 2: Treble and Bass staves. Treble clef contains a melodic line with slurs and accents. Bass clef contains a rhythmic accompaniment with slurs and accents. Dynamics include *ff appassionato*. Fingerings are indicated with numbers 1-5. A dotted line spans the first two measures. A *Viv.* marking is present in the second measure. A *Lead* marking with an asterisk is below the first measure.

System 3: Treble and Bass staves. Treble clef contains a melodic line with slurs and accents. Bass clef contains a rhythmic accompaniment with slurs and accents. Dynamics include *molto espress.*. Fingerings are indicated with numbers 1-5. A dotted line spans the first two measures. A *Viv.* marking is present in the second measure. A *Lead* marking with an asterisk is below the first measure.

System 4: Treble and Bass staves. Treble clef contains a melodic line with slurs and accents. Bass clef contains a rhythmic accompaniment with slurs and accents. Dynamics include *m.d.*. Fingerings are indicated with numbers 1-5. A dotted line spans the first two measures. A *Viv.* marking is present in the second measure. A *Lead* marking with an asterisk is below the first measure.

System 5: Treble and Bass staves. Treble clef contains a melodic line with slurs and accents. Bass clef contains a rhythmic accompaniment with slurs and accents. Dynamics include *Ossia:* and *m.d.*. Fingerings are indicated with numbers 1-5. A dotted line spans the first two measures. A *Viv.* marking is present in the second measure. A *Lead* marking with an asterisk is below the first measure.

pp stacc.
legato mp
p
Ossia: p dolce e mormorando
legato

*) Es ist nicht nur möglich, sondern sogar recht wirkungsvoll, die Noten der linken Hand der Hauptstudie zusammen mit den Noten der rechten Hand des „Ossia“ zu spielen, und zwar bis zum Schluss des E dur-teils. Man beachte, dass die Partie der linken Hand auch für sich allein gut klingt.

**) Im „Ossia“ dasselbe Pedal wie oben.

*) *It is not only possible, but even effective, to play the left hand of the principal part together with the right hand of the „Ossia“ until the end of the E major period. The player should observe, that the left hand played alone sounds well also.*

**) *The pedaling in the „Ossia“ is the same.*

*) Il n'est pas seulement possible, mais encore d'un grand effet de combiner la portée inférieure de l'étude principale avec la main droite de „l'Ossia“ jusqu'à la fin de la partie en mi majeur. L'exécutant doit veiller à ce que la gauche jouée seule produise un bon effet.

**) Prenez la pédale comme à „l'ossia.“

System 1: Treble and Bass clefs. Treble clef contains chords. Bass clef contains a melodic line with fingerings (e.g., 8 5, 2 1 2, 1 5 4 3, 1 2 3 4 5, 4 3 2 1, 1 2 3 4 5, 4 3 2 1, 2 5 4 3, 1 2 1 2) and 'Led.' markings with asterisks.

System 2: Treble and Bass clefs. Treble clef contains chords with fingerings (e.g., 4 3 4 5, 4 1, 4 2, 4 2 5 4, 5 3 4, 1 2 1 2). Bass clef contains a melodic line with fingerings (e.g., 1 3 2 1, 2 1 2, 2 1 2, 1 3 2 1, 2 3 4, 1 2 3 4 5, 4 3 2 1, 5 4 3 2, 1 5 1 3, 1 2 3 4 5, 4 3 2 1) and 'Led.' markings with asterisks.

System 3: Treble and Bass clefs. Treble clef contains chords with fingerings (e.g., 5 1, 4 2, 3 1, 5 2, 4 1, 3 2, 5 1, 3 2, 2 1, 5 1, 4 2, 3 1, 5 2, 4 1, 3 2, 5 1, 4 2, 3 1). Bass clef contains a melodic line with fingerings (e.g., 1 4 2 1 4, 2 3, 2 1 2 1, 2 1 3 1, 2 1 4 3, 2 1 2 3, 4 3 2 1, 2 1 2 3, 2 1 2 3, 4 3 2 1) and 'Led.' markings with asterisks.

Musical score for the first system, measures 1-3. The score is written for a grand piano with five staves. The first two staves are the right and left hands. The third and fourth staves are the right and left hands of the second system. The fifth staff is an alternative version labeled "Ossia:". The music is in G major and 4/4 time. Fingerings are indicated by numbers 1-5. The tempo and dynamics are *pp* *dolcissimo*. The instruction *legato* is written below the fifth staff.

Musical score for the second system, measures 4-6. The score continues with five staves. The first two staves are the right and left hands. The third and fourth staves are the right and left hands of the second system. The fifth staff is an alternative version labeled "Ossia:". The music is in G major and 4/4 time. Fingerings are indicated by numbers 1-5. The instruction *tre corde* is written above the second staff in measure 6. The instruction *molto cresc.* is written below the fourth staff in measure 6. The instruction *tre corde* is written below the fifth staff in measure 6.

Musical score for the third system, measures 7-9. The score continues with five staves. The first two staves are the right and left hands. The third and fourth staves are the right and left hands of the second system. The fifth staff is an alternative version labeled "Ossia:". The music is in G major and 4/4 time. Fingerings are indicated by numbers 1-5. The instruction *f* *appassionato* is written below the third staff in measure 8.

dim. e rit. *pa tempo*

ped. *rit.* *p subito*

pp

cresc.

sf

The first system of music consists of four staves. The top two staves are grouped as a grand staff. The first staff is in treble clef and the second in bass clef. The music features a variety of notes, rests, and accidentals. A *cresc.* (crescendo) marking is placed above the first staff. A *sf* (sforzando) marking is placed above the second staff. There are also some fingerings indicated by numbers 1 and 2.

ff

sf

tr

ff

The second system continues the musical piece. It features piano and bass staves. The piano staff has a *ff* (fortissimo) marking at the beginning, followed by a *sf* (sforzando) marking. A trill (*tr*) is indicated above a note in the piano staff. Another *ff* marking appears later in the system. Below the piano staff, there are several instances of *ped.* (pedal) markings, some with asterisks.

rit.

The third system features piano and bass staves. A *rit.* (ritardando) marking is placed above the piano staff. The system includes several triplet figures, indicated by a '3' over a group of notes. Below the piano staff, there are *ped.* markings with asterisks.

ff

allargando

The fourth system features piano and bass staves. It begins with a *ff* (fortissimo) marking. The tempo marking *allargando* is placed above the piano staff. The system concludes with *ped.* markings and asterisks below the piano staff.